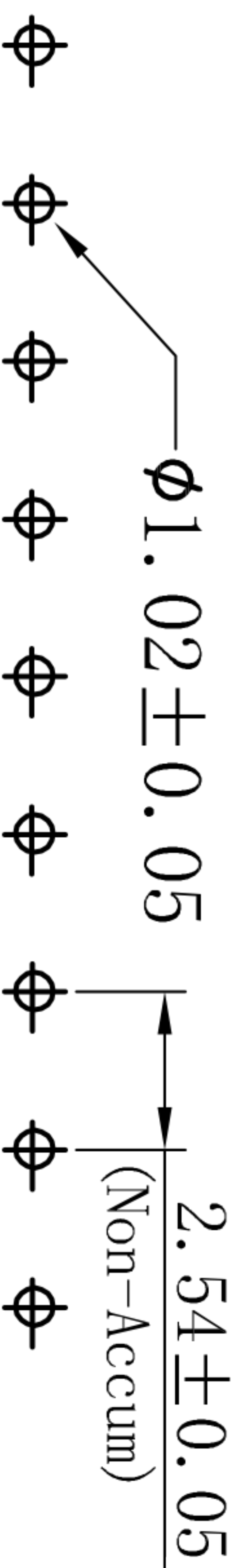
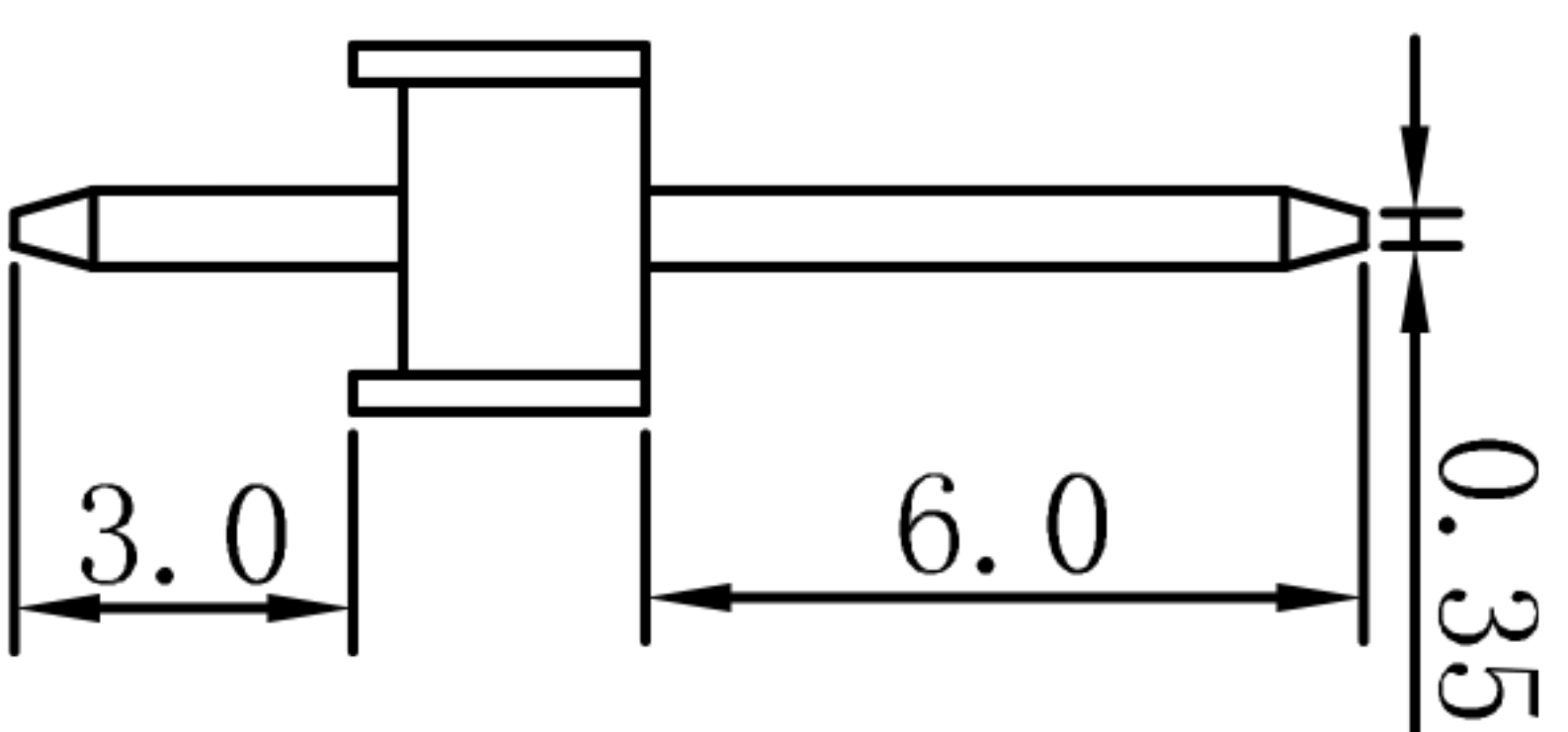
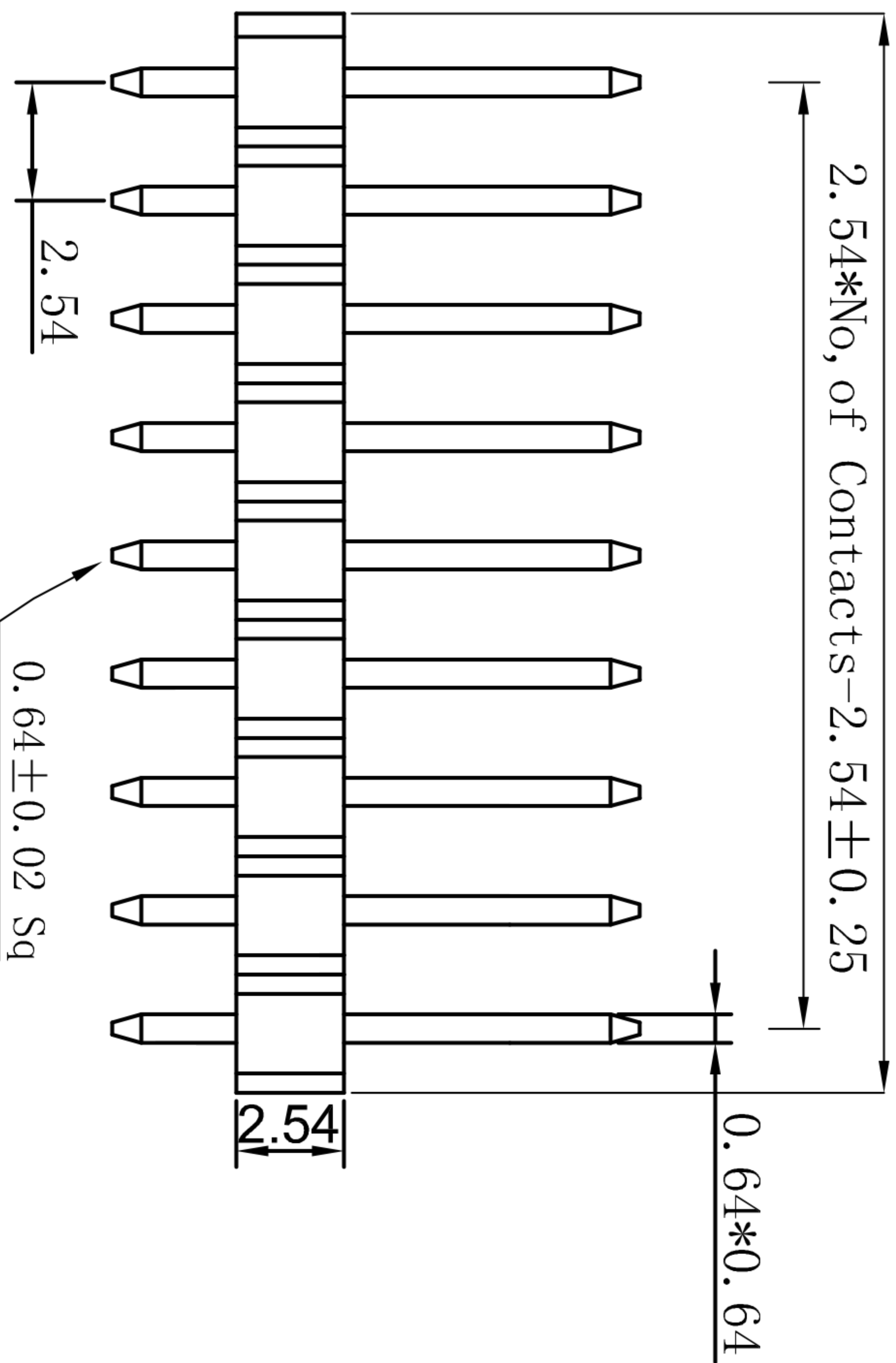


2.54*No, of Positions ±0.30

2.54*No, of Contacts-2.54±0.25



PCB Layout

SPECIFICATIONS

Current Rating: 3Amp
 Insulator resistance: 5000M Ω min.
 Dielectric Withstanding: 500AC/DC
 Operating Temperature: -40° ~+105° C
 Contact Material: Brass
 Insulator Material: **PA6T**
 Contact Resistance: 20m Ω Max

UNSPECIFIED TOLERANCE: ±0.20

Dimen Sions List

Contacts Per row	Dimensions		Contacts Per row	Dimensions	
	A	B		A	B
1	2.54	0	21	53.34	50.80
2	5.08	2.54	22	55.88	53.34
3	7.62	5.08	23	58.42	55.88
4	10.16	7.62	24	60.96	58.42
5	12.70	10.16	25	63.50	60.96
6	15.24	12.70	26	66.04	63.50
7	17.78	15.24	27	68.58	66.04
8	20.32	17.78	28	71.12	68.58
9	22.86	20.32	29	73.66	71.12
10	25.40	22.86	30	76.20	73.66
11	27.94	25.40	31	78.74	76.20
12	30.48	27.94	32	81.28	78.74
13	33.02	30.48	33	83.82	81.28
14	35.56	33.02	34	86.36	83.82
15	38.10	35.56	35	88.90	86.36
16	40.64	38.10	36	91.44	88.90
17	43.18	40.64	37	93.98	91.44
18	45.72	43.18	38	96.52	93.98
19	48.26	45.72	39	99.06	96.52
20	50.80	48.26	40	101.6	99.06

APPROVALS		DATE	TITLE:	
DRAWN	ZHIWEI.CHEN	2015.07.07	PART NO. GP26-2520WV-NP	
CHECKED			SCALE: 1:1	
APPROVALS			PROJ:	
TOLERANCES ARE		ANGLE	DRAWING NO.	
30~以上	±0.30			
10~30	±0.20			
5~10	±0.15	±2°		
~5	±0.10		SHEET 1 OF 1	
ECN NO.	REV.	DATE.	DESCRIPTION.	
	A		NEW	
CHANGE.		CHECK.	APPRO.	

深圳市联丰电子有限公司
 SHENZHEN LINFENG ELECTRONIC CO.,LTD