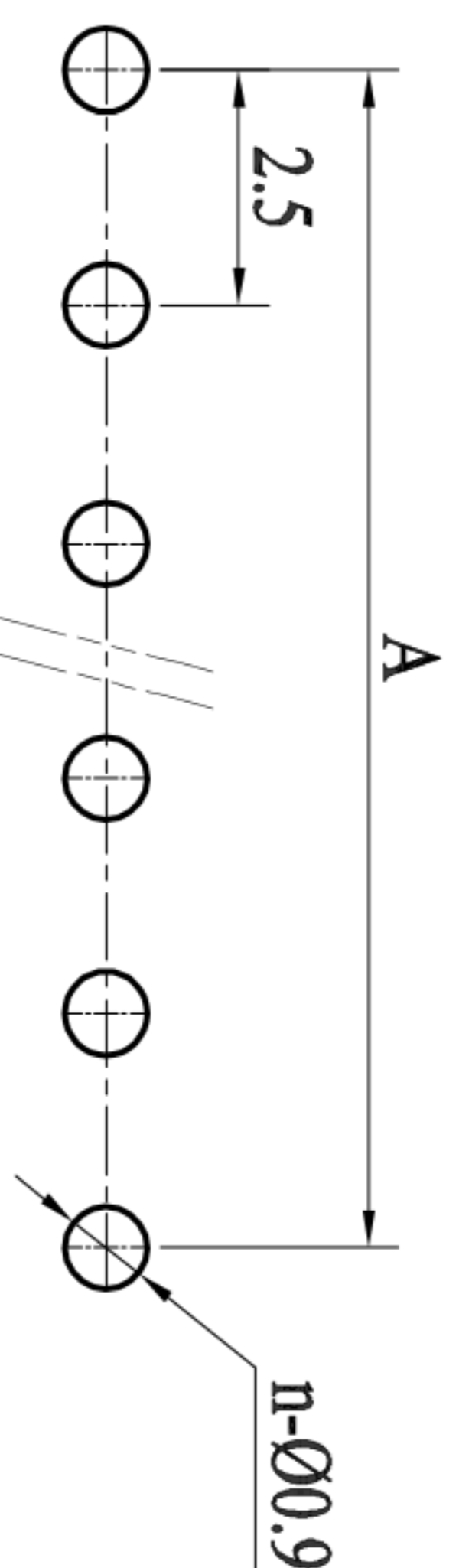
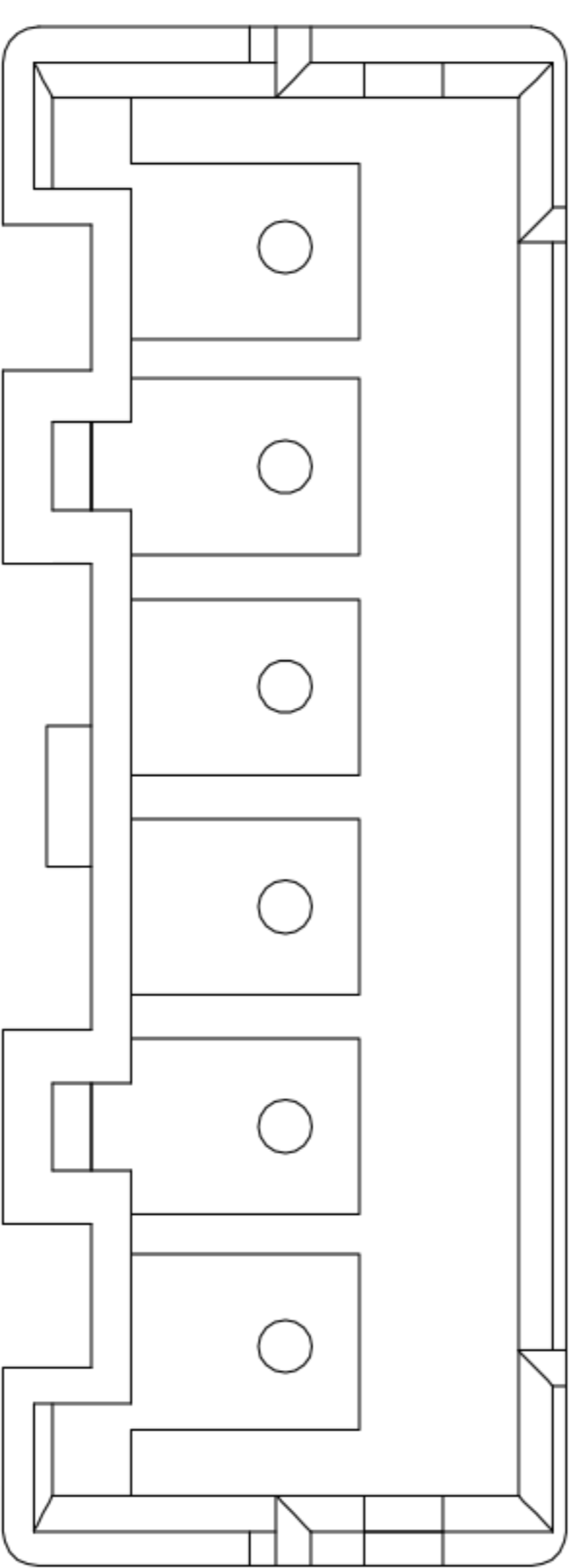
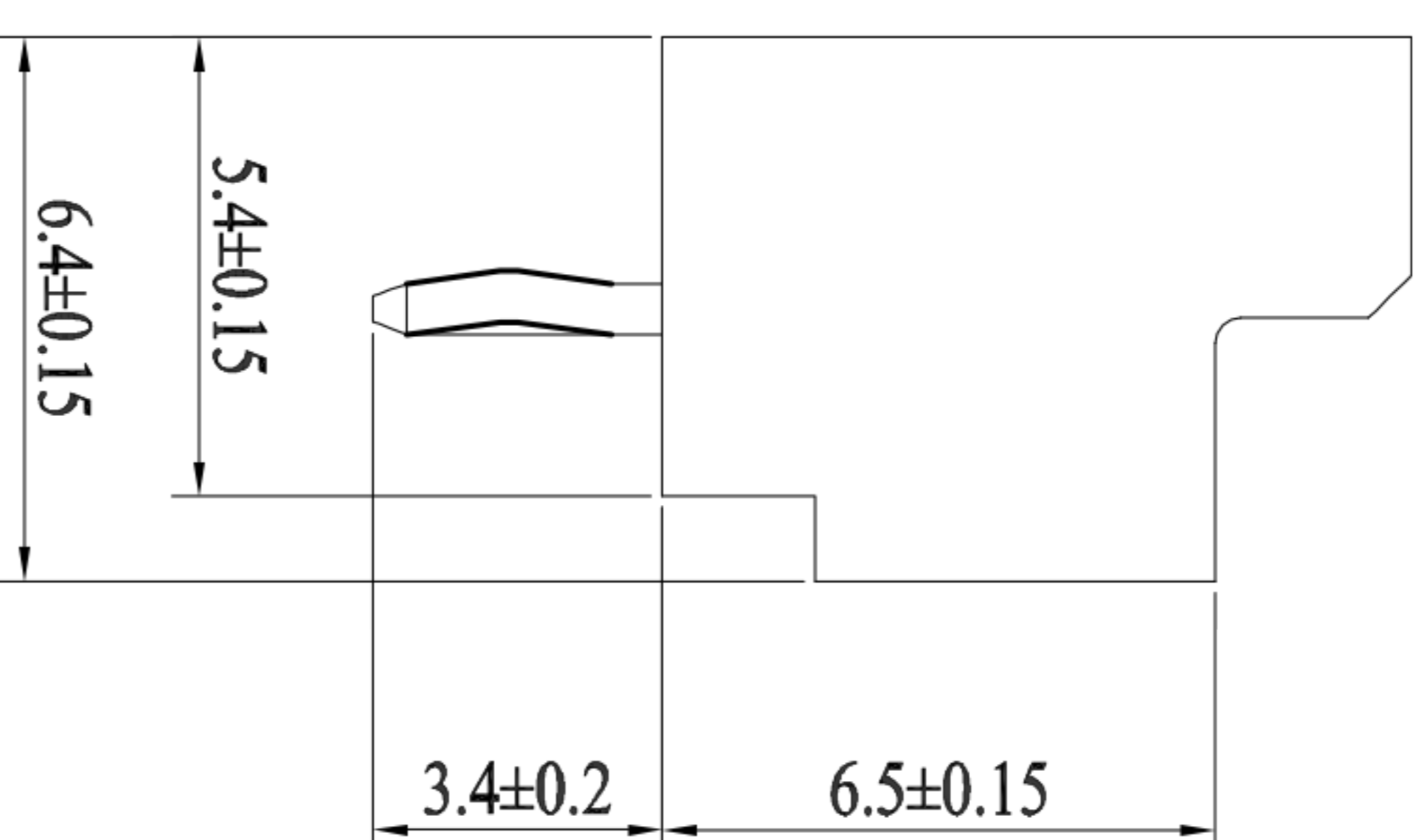
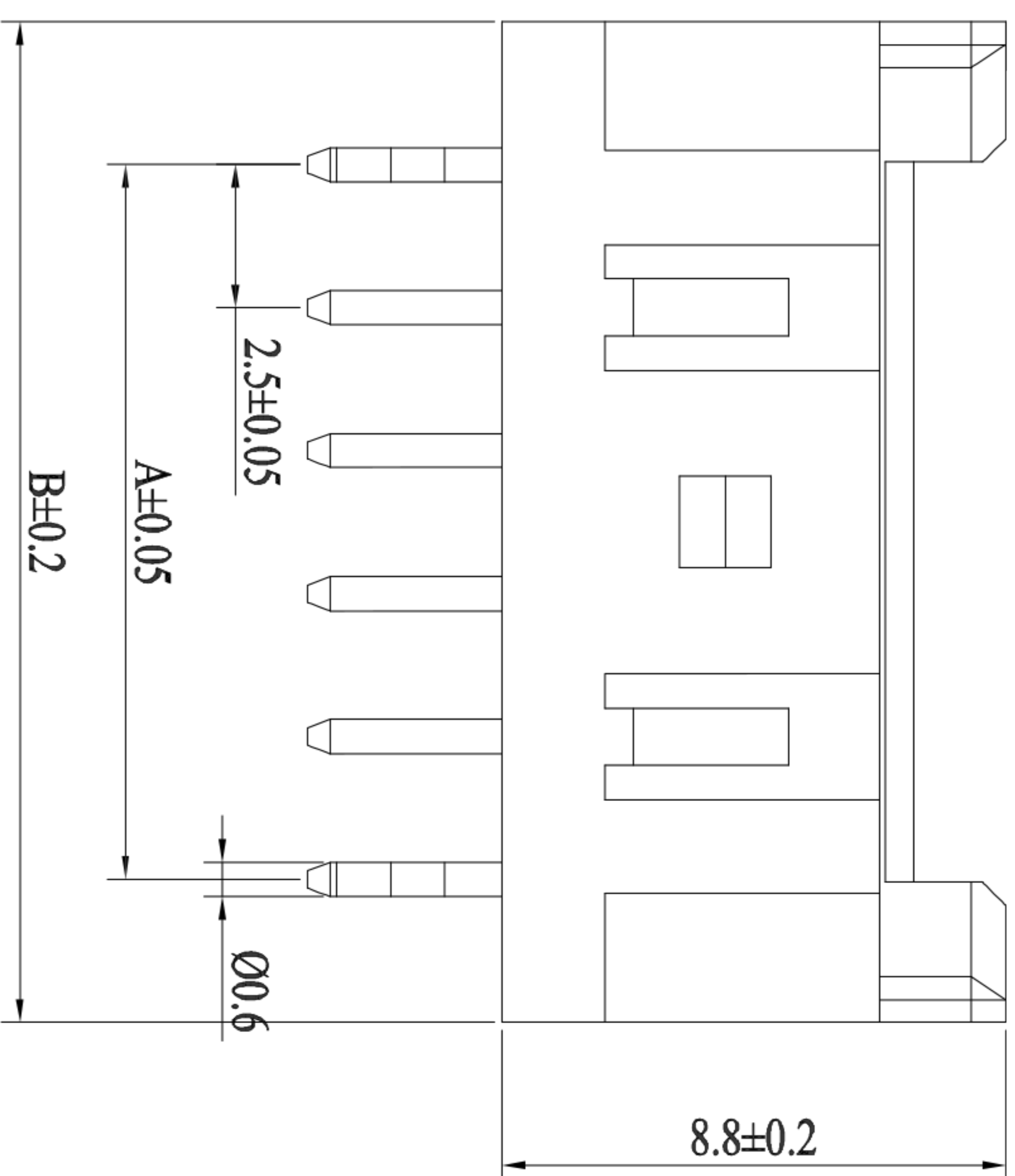


孔数	A	B
2	2.5	7.5
3	5.0	10.0
4	7.5	12.5
5	10.0	15.0
6	12.5	17.5
7	15.0	20.0
8	17.5	22.5
9	20.0	25.0
10	22.5	27.5
11	25.0	30.0
12	27.5	32.5
13	30.0	35.0
14	32.5	37.5
15	35.0	40.0



PCB LAYOUT

■ 技术参数 (SPECIFICATIONS)

- ◆ 额定电压: 250V AC DC
Voltage rating: 250V AC DC
- ◆ 额定电流: 2.0A AC DC MAX
Current rating: 2.0A AC DC MAX
- ◆ 耐压值: 1000V AC/minute
Withstand voltage 1000V AC/minute
- ◆ 绝缘电阻: 1000MΩ MIN
Insulation resistance: 1000MΩ MIN
- ◆ 接触电阻: 0.02Ω MAX
Contact resistance: 0.02Ω MAX
- ◆ 工作温度: -25°C ~+85°C
Working Temperature: -25°C ~+85°C
- ◆ 间距: 2.5 mm
Pitch: 2.5mm

■ 材料 (MATERIAL)

- ◆ 底座: 尼龙66
Wafer: PA66
- ◆ 接触针: 黄铜
Contact PIN: Brass

ECN NO.	REV.	DATE.	DESCRIPTION.
—	A	—	NEW
—	—	—	—
—	—	—	—

APPROVALS		DATE	TOLERANCES ARE	
DRAWN	ZHIWEI.CHEN	2015.07.07	30~以上 10~30 5~10 ~ 5	±0.30 ±0.20 ±0.15 ±0.10
CHECKED	—	—	ANGLE	±2°
APPROVALS	—	—	PART NO.	GP01-2507WV-NP
—	—	—	UNIT:	mm
—	—	—	SCALE:	1:1
—	—	—	DRAWING NO.	—
—	—	—	PROJ.	—
—	—	—	SHEET	1 OF 1



深圳市联丰电子有限公司
SHENZHEN LINFENG ELECTRONIC CO.,LTD