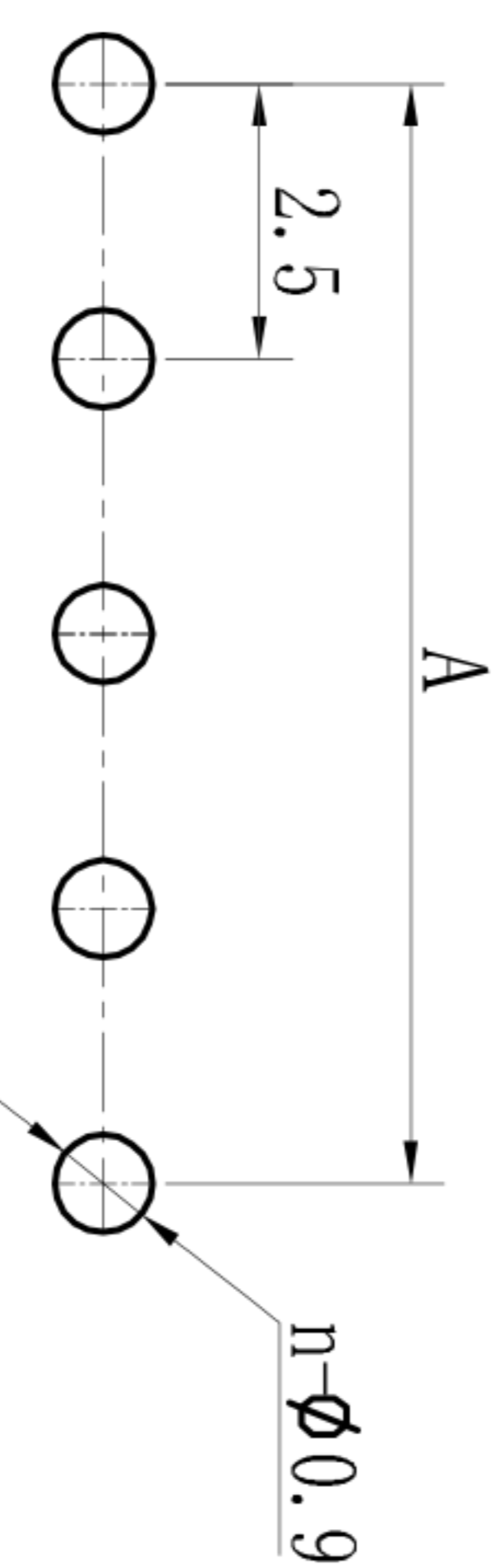
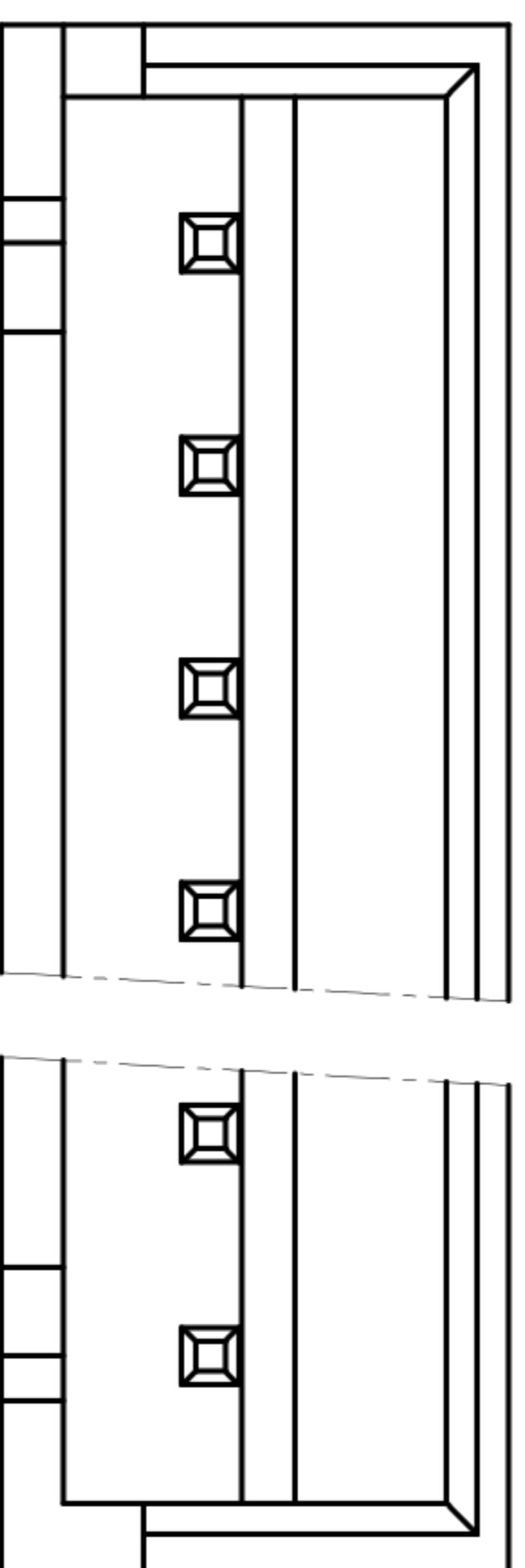
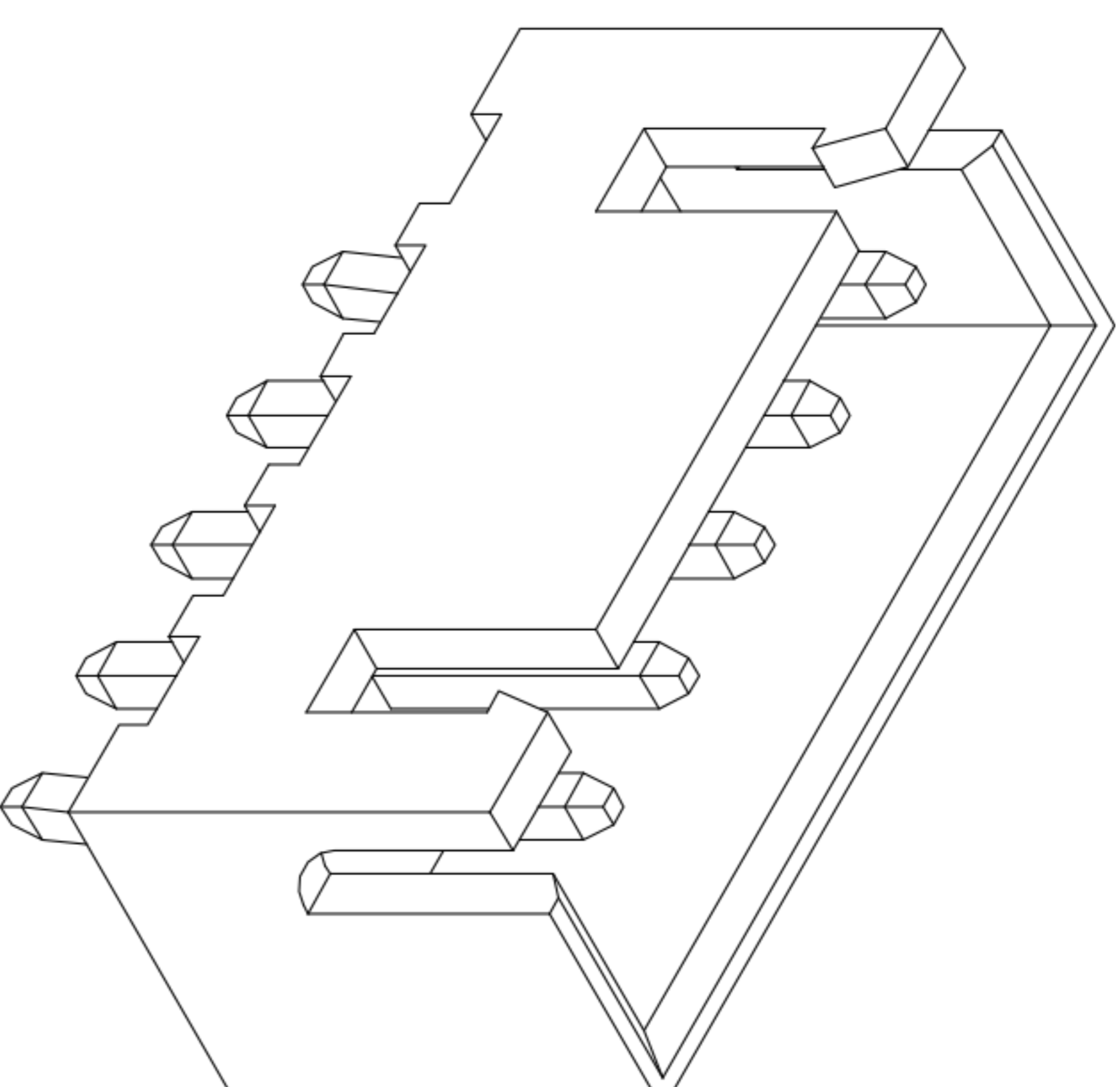
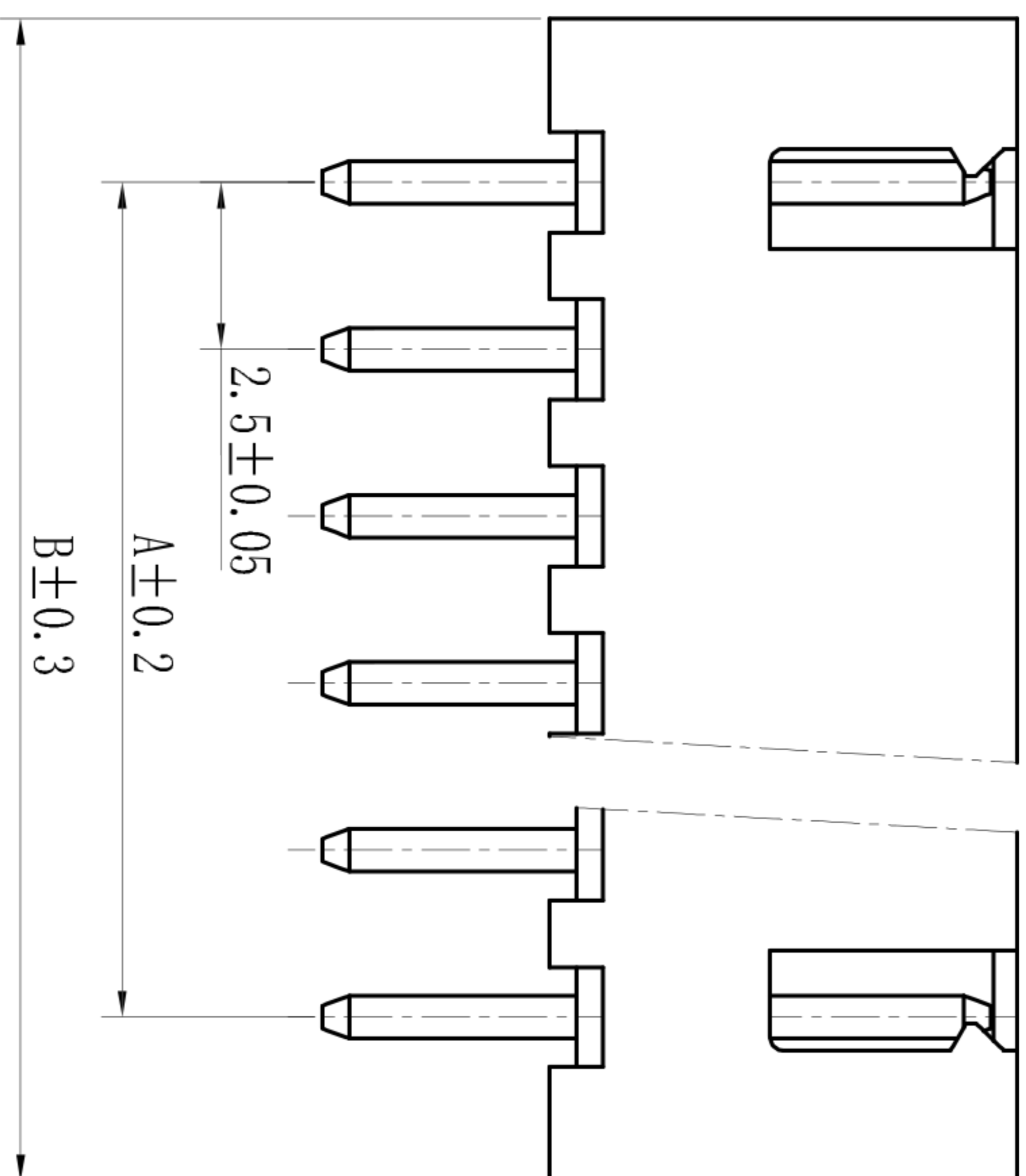


poles	A	B
2P	2.5	7.5
3P	5.0	10.0
4P	7.5	12.5
5P	10.0	15.0
6P	12.5	17.5
7P	15.0	20.0
8P	17.5	22.5
9P	20.0	25.0
10P	22.5	27.5
11P	25.0	30.0
12P	27.5	32.5
13P	30.0	35.0
14P	32.5	37.5
15P	35.0	40.0



PCB LAYOUT



技术参数 (SPECIFICATIONS)

- 额定电压: 250V AC DC
 - Voltage rating: 250V AC DC
 - 额定电流: 3.0A AC DC #22
 - Current rating: 3.0A AC DC #22
 - 耐压值: 1000V AC/minute
 - Withstand voltage: 1000V AC/minute
 - 绝缘电阻: 1000MΩ MIN
 - Insulation resistance: 1000MΩ MIN
 - 接触电阻: 0.02Ω MAX
 - Contact resistance: 0.02Ω MAX
 - 工作温度: -25°C ~ +85°C
 - Working Temperature: -25°C ~ +85°C
 - 间距: 2.5mm
 - Pitch: 2.5mm
- 材料 (MATERIAL)
- 外壳: 尼龙66
 - Housing: PA66
 - 插针: 黄铜
 - Pin: Brass

ECN NO.	REV.	DATE.	DESCRIPTION.	CHANGE.	CHECK.	APPRO.
	A		NEW			

APPROVALS		DATE	TITLE:	
DRAWN	ZHIWEI.CHEN	2015.07.07	PART NO.	GP01-2501W-NP
CHECKED			UNIT: mm	SCALE: 1:1
APPROVALS			DRAWING NO.	PROJ:
TOLERANCES ARE				SHEET 1 OF 1
30~以上	±0.30	ANGLE	±2'	
10~30	±0.20			
5~10	±0.15			
~ 5	±0.10			



深圳市联丰电子有限公司
SHENZHEN LINFENG ELECTRONIC CO.,LTD